


















Monthly bulletin: December 2023

Latest data: Cost of living				Snapshot trend analysis	Next data update
Inflation	<i>CPI inflation</i>	3.9%		UK CPI Inflation was 3.9% in November, down from 4.6% in October 2023. Food inflation remains one of the highest contributors to the rate at 9.2%, just slightly behind the Alcohol and Tobacco category at 10.2%	17/01/2024
	<i>Core inflation</i>	5.1%		Core inflation was 5.1% in November, down from 5.7% in October 2023	17/01/2024
	<i>Bank Rate</i>	5.25%		Bank rate was 5.25% in December and has remained the same since August 2023	01/02/2024
Fuel	<i>Petrol (ppl)</i>	141.51		Average price of petrol was down by 50.04p in the week commencing 18 th December from its peak in July 2022, and down by 12.56p from a year earlier	Updated weekly
	<i>Diesel (ppl)</i>	150.38		Average price of diesel was down by 48.84p in the week commencing 18 th December from its peak in July 2022, and down by 27.24p from a year earlier	Updated weekly
	<i>Energy price cap</i>	£1928		The national energy price cap for Oct – Dec 2023 was £1,834 and has now increased by 5% to £1,928 for Jan - Mar 2024	Feb/Mar 2024
	<i>Fuel poverty gap</i>	£443		In 2022, the national average fuel poverty gap was £338 per fuel poor household and is projected to increase to a record high of £443 in 2023	March 2024
Poverty & Income	<i>In employment</i>	77.5%		In the year to Jun 2023, 397,500 people were estimated to be employed in Leeds, at a rate of 77.5% of the working age population. This is up from 76.4% in the previous quarter	16/01/2024
	<i>Unemployment rate</i>	2.6%		In the year to Jun 2023, 10,800 people were estimated to be unemployed in Leeds, at a rate of 2.6%. This is down from 2.9% in the previous quarter	16/01/2024
	<i>UC claimants</i>	79,005		79,005 people claimed UC in Leeds in October 2023. The number of UC claimants has increased by 1.5% since September 2023 and is up 8.7% since October 2022	16/01/2024
	<i>UC Claimants in work</i>	38%	N/A	62% of claimants to UC in were not in work, and 38% - over 30,178 Leeds claimants are in-work	16/01/2024
	<i>Real Living Wage</i>	£12		From April 2024, the Real Living Wage for outside of London is £12.00 per hour. The National Living Wage for people over 23 is £10.42 per hour. The Leeds Median hourly rate is £15.43	November 2024
Housing	<i>Average house price</i>	£230k		The average house price in Leeds increased 6.9% between Mar 2022 to Mar 2023, although house prices increasing is normally a positive sign of a strong economy, this increase is largely due to increased interest rates and impacts of the cost-of-living	To be announced
	<i>Monthly rental cost</i>	£825		Monthly Rental cost in Leeds is up 19% in the 12 months to March 2023	December 2023
	<i>Housing Affordability Ratio</i>	6.79		With data to Sept 2022, it cost the average full-time Leeds worker 7 times their income to afford a house. Although a slight dip from 7.14 in Sept 2021, this is one of the highest ratios for Leeds on record, and an indication of wages not keeping pace with house prices.	September 2024
Advice & Support	<i>Welfare Rights Unit</i>	285		In November 2023, 288 benefit checks were made by the WRU, up 34% from 215 checks in November 2022	January 2024
	<i>CAB enquiries</i>	16,228		In the quarter ending June 2023; total enquiries increased by 2%; from 15,971 in Q1 2022/23 to 16,228 in Q1 2023/24	31/12/2023
	<i>Food parcels</i>	67,616		This is up 3% on the previous year	June 2024
	<i>Household Support Fund</i>	17,973	N/A	This is the number of households that were supported in Q1 2023/24	31/12/2023

